



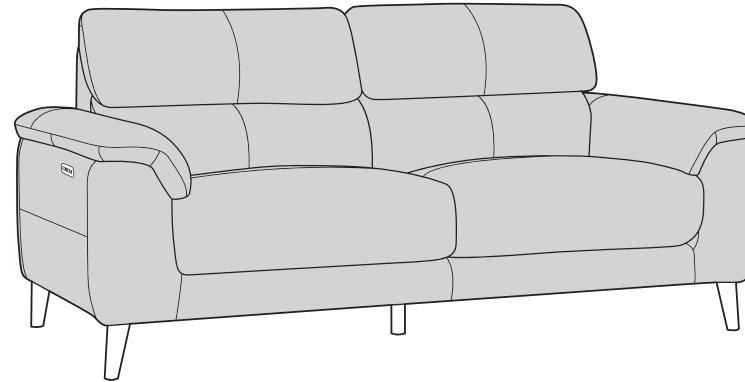
# LIBRA COLLECTION

3 seater sofa, 2 seater sofa and armchair power recliner  
shown in Oslo Tan leather (Cover 1)

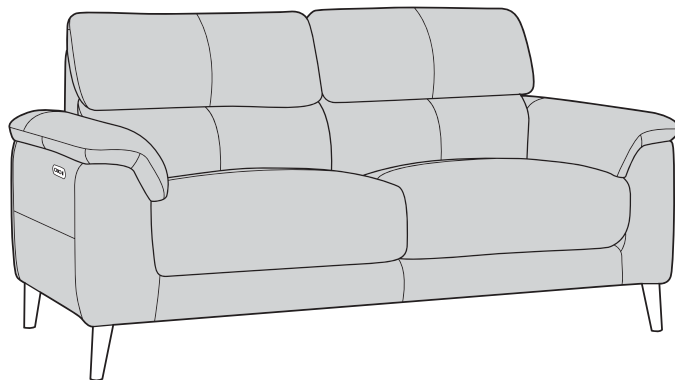
Cover Guide:



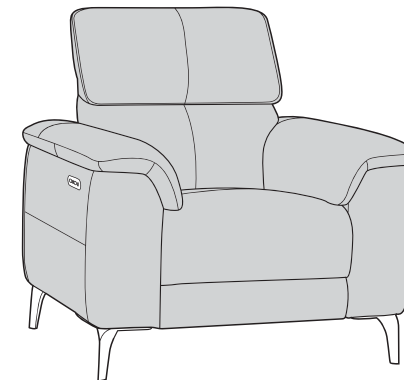
**COVER 1 - Fabric or Leather**  
(BODY) - Leather line drawings shown



**3 Seater Power Recliner: 2.5RPB**  
H: 102 W: 208 D: 94



**2 Seater Power Recliner: 2RPB**  
H: 102 W: 157 D: 94



**Armchair Power Recliner: 1RPB**  
H: 102 W: 99 D: 94

Height x Width x Depth (cm)  
All dimensions are approximate. Allow tolerance of +/- 2.5cm.

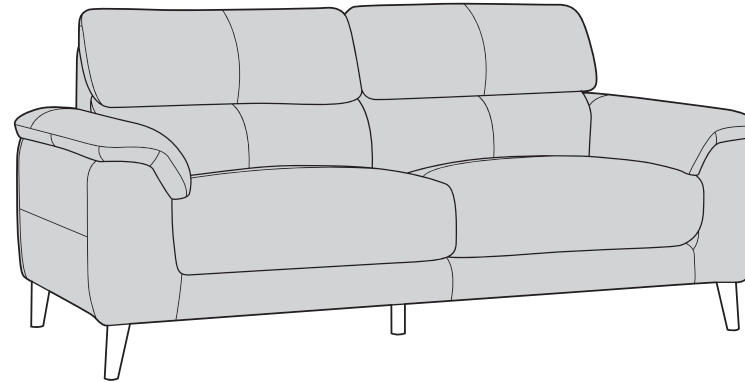
CAT 40 leather used - Pigmented leather with more of a matte finish 1.2-1.4mm thickness

Cover Guide:

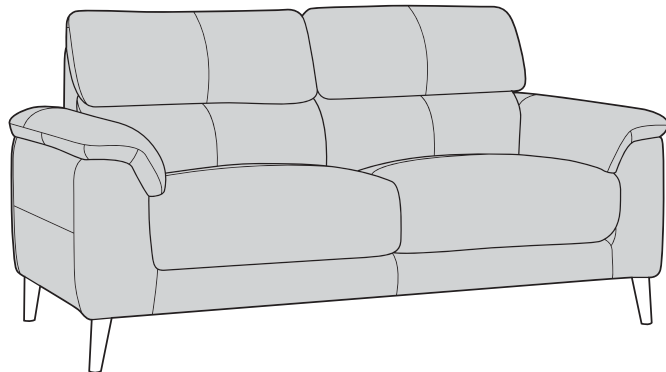


**COVER 1 - Fabric or Leather**  
(BODY) - Leather line drawings shown


---



**3 Seater Sofa: 2.5S**  
H: 97 W: 203 D: 94



**2 Seater Sofa: 2S**  
H: 97 W: 157 D: 94



**Armchair: 1S**  
H: 97 W: 99 D: 94

Height x Width x Depth (cm)

All dimensions are approximate. Allow tolerance of +/- 2.5cm.

CAT 40 leather used - Pigmented leather with a matte finish - 1.2-1.4mm thickness

## Features & Benefits

**Frame:** Hardwood & composite board frame - glued & stapled

**Seat Suspension:** Serpentine (sinuous) springs & silent wire

**Back Suspension:** Webbing

**Seat Cushions:** Coil Sprung Foam Seats

**Back Cushions:** Blown fibre

**Foot Options:** Walnut

**Other Features:** Features built in USB/USB-C phone charging ports

**Care:** Please see the User's Handbook attached to the furniture for information on how to care for your sofa or chair

## Further Dimensions (cm)

**Seat Height:** M-50 / S-48

**Seat Depth:** M-56 / S-58

**Arm Height:** M-67 / S-65

**Arm Width:** 25

**Foot Height:** 14

**Fully Reclined Depth:** 159

M = Motion

S = Static

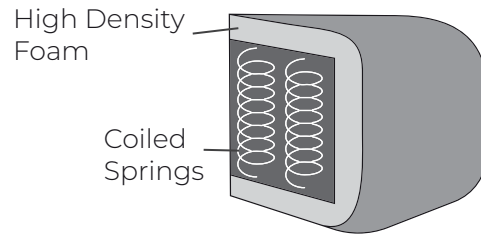
## Foot Colours



Walnut

## Details

# COIL SPRUNG FOAM SEATS



Our coil sprung foam seats offer a comfortable and supportive sit whilst maintaining their shape.

Durable & Sag-Resistant — Longer Lifespan  
Springs retain overall elasticity, and high-density foam resists localised sinking — a dual anti-sag structure.

Weight limits per seat: tested according with BS EN 12520:2010 & BS EN 1022:2005 for general domestic use which are based on persons weighing up to a maximum of 160kg.

Wood is a natural product and will vary in shade/colour from item to item. Feet may require fitting.

Version 2 - 29/04/2026

